

# ARVEST Eurasia Stars Fund

## Data as per 31.03.2026

### Fund Portrait

The ARVEST Eurasia Stars Fund is a dynamic equity fund investing primarily in European and Asian companies. An independent and disciplined research process is the foundation of an active and flexible investment policy.

### Investment Target

The main investment objective is to outperform the established European and Asian equity indexes on a long-term basis with a continuous and above-average performance. A performance oriented fee structure with a high water mark limit motivates the fund management to achieve an absolute positive return. In order to avoid losses caused by major setbacks in stock markets cash holdings can be increased temporarily.

### Investment Period

The fund is suitable for investors with an investment horizon of seven or more years. A major part of the assets can be invested in equities. Therefore the investor should realise that the fund is subject to certain volatility. The achievement of the investment objectives cannot be guaranteed.

### Fund Features

Fund type	open end
Domicile of fund	Switzerland
Portfolio management	Stefan Kimmel
Fund management	ARVEST Funds AG
Custodian bank	Swissquote Bank
Day of inception	04. August 2004
Currency of account	EUR
Close of financial year	31. December
Issue/redemption	weekly
Distribution	in April
Management fee	1.2 % p.a.
Performance fee	High-Water Mark, 10 %
Fund administration fee	0.15 % p.a.
Custody fee	0.15 % p.a.
Issue commission	max. 5 %, effective 0%
Incidental costs for redemption	max. 0.5%, effective 0.1% (in favour of fund)
Sales restrictions	authorized for sale in Switzerland
Publication	www.swissfunddata.ch, www.arvest.ch
Swiss security code	1897250
ISIN	CH0018972502
Bloomberg	ARVEUST SW Equity

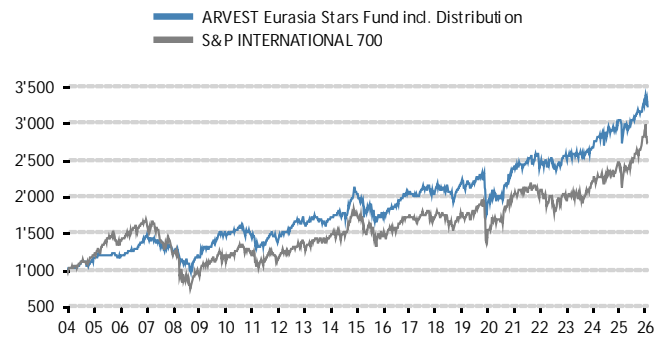
### Current Data

Net asset value	EUR 2'632.81	
Fund's assets	EUR 8'967'339.82	
TER (incl. perf. fee)	1.61% (2.41%)	as of 31.12.2025
Distribution	EUR 45.97	as of 14.04.2025
Volatility 1 Year (Index)	12.00% (17.29%)	
Volatility 3 Years (Index)	9.69% (14.58%)	

### Top 5 Largest Positions

SHELL	3.18 %
SINGAPORE TELECOM	2.94 %
CHINA MOBILE	2.90 %
CHINA CONSTR. BANK (H)	2.77 %
ING GROEP	2.45 %

### Performance since inception 04.08.2004 - 31.03.2026

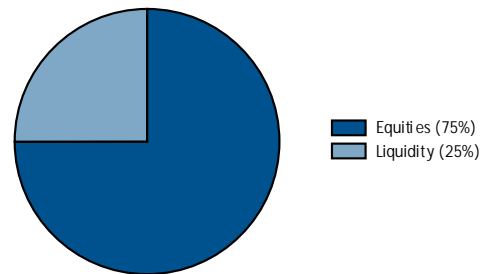


Performance in EUR (in %)	ITD	YTD	1Y	3Y	5Y	10Y
Eurasia Stars Fund	223.9	2.8	8.7	27.0	35.2	88.7
S&P INTERNATIONAL 700 (in EUR)	171.2	1.5	16.6	35.6	35.1	86.2

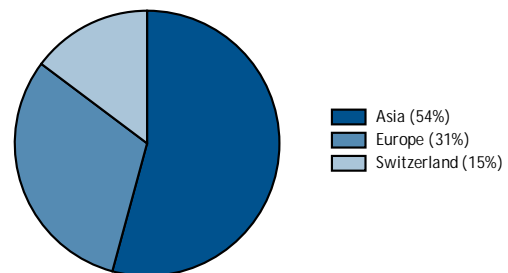
### Performance in Foreign Currencies (in %)

Eurasia Stars Fund in CHF	94.5	2.0	5.0	18.3	12.8	59.2
Eurasia Stars Fund in USD	210.6	1.1	16.1	35.4	33.2	91.5
Eurasia Stars Fund in GBP	328.6	3.0	13.4	26.2	38.8	108.0

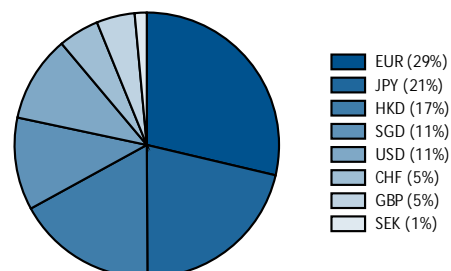
### Allocation by Asset Classes



### Geographical Allocation of Securities



### Allocation by Currencies



Securities fund according to the Swiss Federal Act on Collective Investment Schemes dated 23.06.2006. Past performance is no guarantee for future trends. Investment products may involve significant risks and the value of an investment may rise or fall at any time. Performance data does not include commissions and incidental costs charged upon subscription and redemption of units. Investments are made exclusively based on the fund's prospectuses with integrated fund contract, Key Information Documents (KID) as well as annual and semi-annual reports. These are available free of charge online at <https://www.arvest.ch/en/investment-funds> or from ARVEST Funds AG, Bahnhofstrasse 37, CH-8001 Zurich. Units of the investment funds mentioned in this publication may not be offered or sold outside Switzerland. This publication is a marketing information, is for information purposes only and does not constitute an offer or invitation to invest in any investment products. The completeness or accuracy of this publication is not guaranteed.