

# ARVEST Solid Fund CHF

## Data as per 28.03.2024

### Fund Portrait

The ARVEST Solid Fund CHF is a bond fund investing primarily in debt securities and issued by first-class borrowers. An independent and disciplined research process is the foundation of an active and flexible investment policy.

### Investment Target

The main investment objective is to achieve an appropriate long-term return by investing in bonds worldwide. Due account shall be taken of the principle of risk diversification and preservation of the value of the funds assets. In order to avoid losses caused by major setbacks in the bond markets the fund manager can increase the funds cash holdings. A performance oriented fee structure with low basic fees motivates the fund management to achieve - in the interest of the investor - a continuous and absolute positive return.

### Investment Period

The fund is suitable for investors with an investment horizon of three or more years. The achievement of the investment objectives cannot be guaranteed.

### Fund Features

Fund type	open end
Domicile of fund	Switzerland
Portfolio management	Stefan Kimmel
Fund management	ARVEST Funds AG
Custodian bank	Swissquote Bank SA
Day of inception	04. July 2003
Currency of account	CHF
Close of financial year	31. December
Issue/redemption	weekly
Distribution	in April
Management fee	0.4 % p.a.
Performance fee	High-Water Mark, 5 %
Fund administration fee	0.15 % p.a.
Custody fee	0.15 % p.a.
Issue commission	max. 1 %, effective 0%
Incidental costs for redemption	max. 0.5%, effective 0.1% (in favour of fund)
Sales restrictions	authorized for sale in Switzerland
Publication	www.swissfunddata.ch, www.arvest.ch
Swiss security code	1600093
ISIN	CH0016000934
Bloomberg	ARVSOLC SW Equity

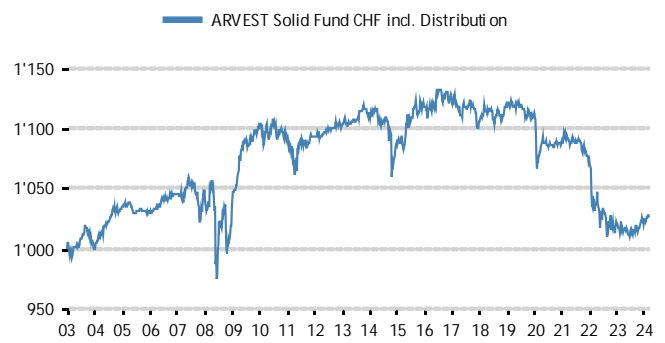
### Current Data

Net asset value	CHF 825.31	
Fund's assets	CHF 6'629'746.45	
TER (incl. perf. fee)	0.81% (0.81%)	as of 31.12.2023
Distribution	CHF 1.77	as of 15.04.2024
Theo. yield to maturity	1.94%	
Modified duration	2.06 Years	
Avg. remaining maturity	2.19 Years	
Volatility 1 Year	1.36%	
Volatility 3 Years	2.64%	

### Top 5 Largest Positions

SWITZERLAND 1.25%	15.34 %
E.ON SE 2.5025% 05.12.29	4.00 %
SOC GENERALE 2.625%	3.91 %
PHILIP MORRIS 1.625%	3.82 %
WELLS FARGO 1.25%	3.79 %

### Performance since inception 04.07.2003 - 28.03.2024

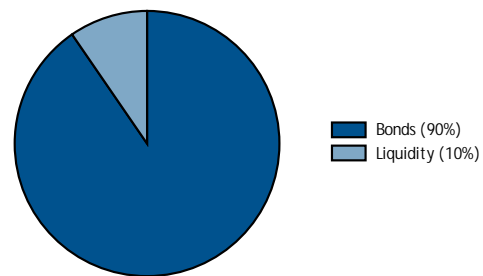


Performance in CHF (in %)	ITD	YTD	1Y	3Y	5Y	10Y
Solid Fund CHF	3.0	0.5	1.4	-6.2	-8.0	-7.5

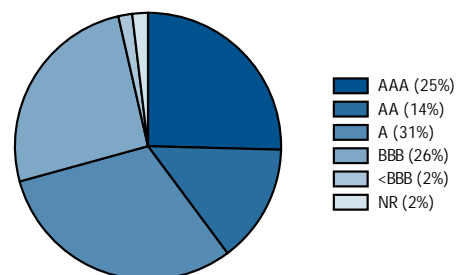
### Performance in Foreign Currencies (in %)

Solid Fund CHF in USD	54.0	-6.2	3.0	-1.8	1.5	-9.2
Solid Fund CHF in EUR	64.0	-4.0	3.5	6.8	5.6	15.9
Solid Fund CHF in GBP	103.4	-5.3	0.6	7.2	4.8	19.8

### Allocation by Asset Classes



### Allocation of Bonds by Rating



### Allocation by Currencies

