

ARVEST Eurasia Stars Fund

Data as per 29.12.2023

Fund Portrait

The ARVEST Eurasia Stars Fund is a dynamic equity fund investing primarily in European and Asian companies. An independent and disciplined research process is the foundation of an active and flexible investment policy.

Investment Target

The main investment objective is to outperform the established European and Asian equity indexes on a long-term basis with a continuous and above-average performance. A performance oriented fee structure with a high water mark limit motivates the fund management to achieve an absolute positive return. In order to avoid losses caused by major setbacks in stock markets cash holdings can be increased temporarily.

Investment Period

The fund is suitable for investors with an investment horizon of seven or more years. A major part of the assets can be invested in equities. Therefore the investor should realise that the fund is subject to certain volatility. The achievement of the investment objectives cannot be guaranteed.

Fund Features

Fund type	open end
Domicile of fund	Switzerland
Portfolio management	Stefan Kimmel
Fund management	ARVEST Funds AG
Custodian bank	Swissquote Bank SA
Day of inception	04. August 2004
Currency of account	EUR
Close of financial year	31. December
Issue/redemption	weekly
Distribution	in April
Management fee	1.2 % p.a.
Performance fee	High-Water Mark, 10 %
Fund administration fee	0.15 % p.a.
Custody fee	0.15 % p.a.
Issue commission	max 5 %
Redemption fee	0.5 % (in favour of fund)
Sales restrictions	authorized for sale in Switzerland
Publication	www.swissfunddata.ch, www.arvest.ch
Swiss security code	1897250
ISIN	CH0018972502
Bloomberg	ARVEUST SW Equity

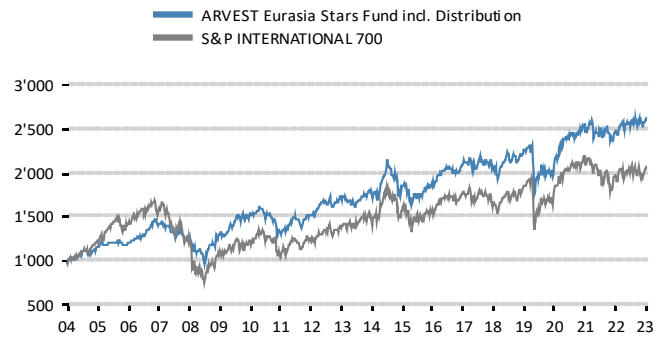
Current Data

Net asset value	EUR 2'220.24	
Fund's assets	EUR 7'291'284.36	
TER (incl. perf. fee)	2.17% (1.61%)	am 31.12.2023
Distribution	EUR 31.67	as of 17.04.2023
Volatility 1 Year (Index)	8.37% (12.59%)	
Volatility 3 Years (Index)	10.29% (14.41%)	

Top 5 Largest Positions

SHELL	4.05 %
HITACHI	3.55 %
CHINA MOBILE	3.06 %
SAMSUNG ELECTR. (GDR)	2.76 %
DBS GROUPS	2.49 %

Performance since inception 04.08.2004 - 29.12.2023



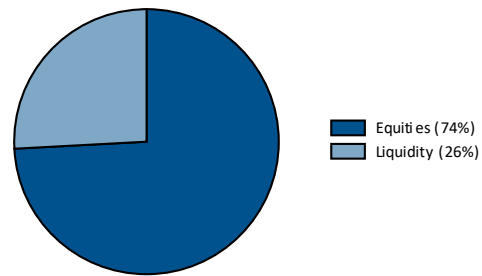
Performance in EUR (in %)

	ITD	YTD	1Y	3Y	5Y	10Y
Eurasia Stars Fund	163.4	8.7	8.7	23.1	37.0	58.1
S&P INTERNATIONAL 700 (in EUR)	109.2	10.7	10.7	12.1	35.9	48.7

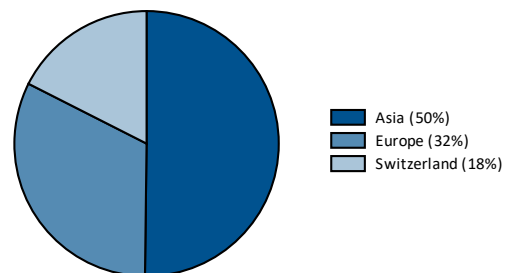
Performance in Foreign Currencies (in %)

Eurasia Stars Fund in CHF	59.1	2.0	2.0	5.6	13.0	19.9
Eurasia Stars Fund in USD	141.3	12.1	12.1	11.0	32.3	27.0
Eurasia Stars Fund in GBP	245.9	6.5	6.5	17.7	31.9	64.4

Allocation by Asset Classes



Geographical Allocation of Securities



Allocation by Currencies

